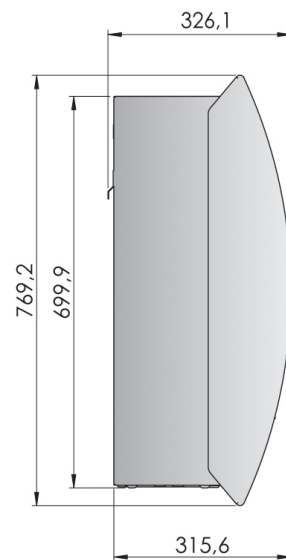
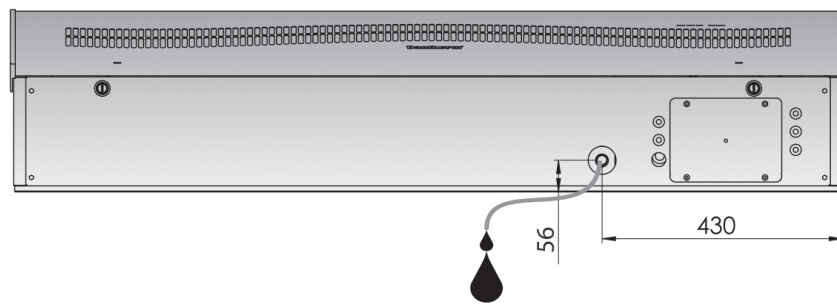
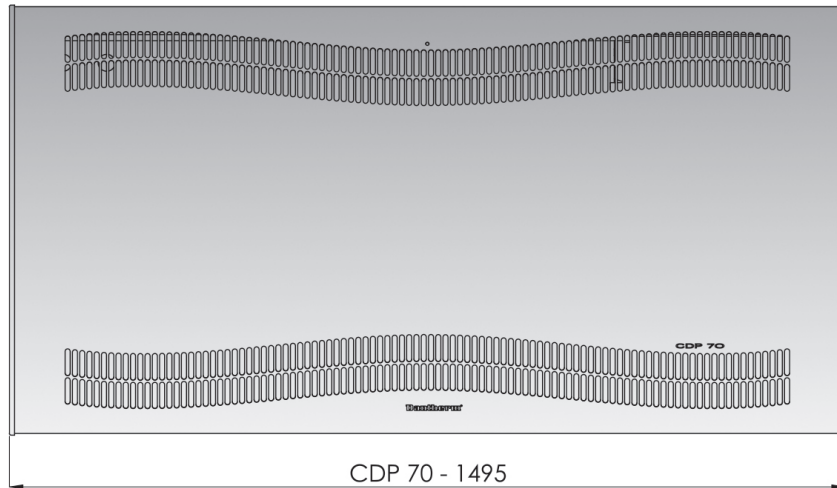


CDP 70 Plus Electric Heater Data Sheet

CDP 70 Wall mounted



CDP 70 Plus Electric Heater Specifications

Main Fan / Re-circulating	Model 70
Re-circulating air flow - nominal (m ³ /hr)	900
Dehumidification Duty (l/hr) @ 28°C/60% RH	
By heat pump	2.87

Heat To Air (kW)

Via Heat Pump @ 28°C/60% RH	3.24
Via LPHW @ 82°	7.56
Via Integral Electric Air Heater	N/A
Maximum Available Heat	9.3

Electrical & Sound Data

Nominal Power Consumed (kW)	1.8
Nominal Running current (Amp) 1ph	8
Fuse Required (Amp) 1ph	40
Noise Level @ 1m (dBA)*	50

*may differ for TTW models

Plumbing Requirements (where fitted)

LPHW (Boiler) Connections (mm)	12
LPHW (Boiler) Flow Rate (L/min)	10.2
Condensate drain (")	3/4"

Recommended Boiler output (kW)* 7.56

*only applicable with LPHW air heater option

Refrigerant charge R407C

LPHW = Low Pressure Hot Water

TTW = Through The Wall (models)

📞 01993 777200 ✉ info@certikin.co.uk

www.certikin.co.uk

Certikin
FLUIDRA